

# MYNETBALL ENROLMENT INSTRUCTIONS

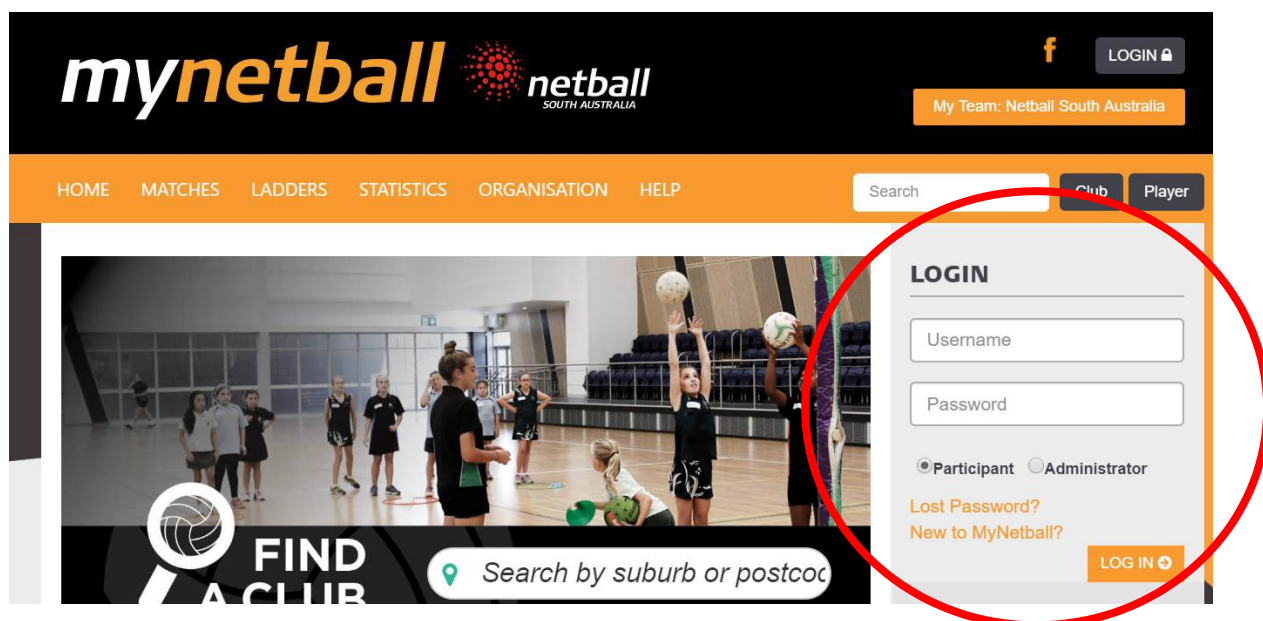
## STEP 1

Go to <http://my.netball.com.au/>

## STEP 2

Enter your MyNetball Login ID Details into the LOGIN section


Your Username will be either your email address or your MyNetball User ID.



## STEP 3

Hover over the "Learning" Tab and Select "Online Learning". If the Learning tab does not appear please try changing the organisation in the top right hand corner by clicking on your name.

If "No Access" appears you will still be able to proceed as per normal.



## STEP 4

Select the “Browse Available Courses” button. If MyNetball logs you out, log straight back in.

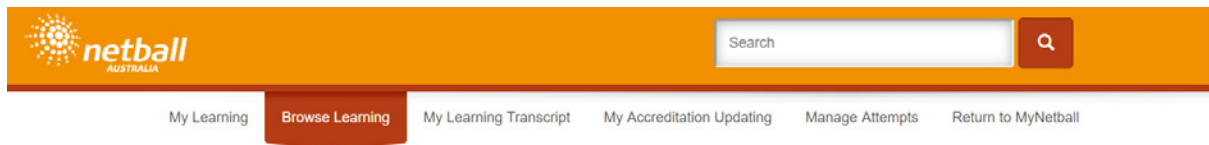
### My Learning

**Please note:** Learning activity is updated daily, so be aware that some details may be out of date by several hours.

 Browse Available Courses

## STEP 5

When the below screen appears a full Catalogue List of courses and workshops will appear. Either search or scroll to find the course you want. Click on the Catalogue Item, select the relevant course and enrol.



## STEP 6

Find your relevant course in the Search Catalogue bar.

